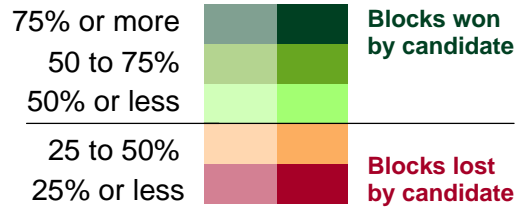


# 2009 Public Advocate Democratic primary vote & turnout for Bill de Blasio

## De Blasio vote share, by block (vs. 4 other candidates)




### Turnout

Below avg.    Above avg.

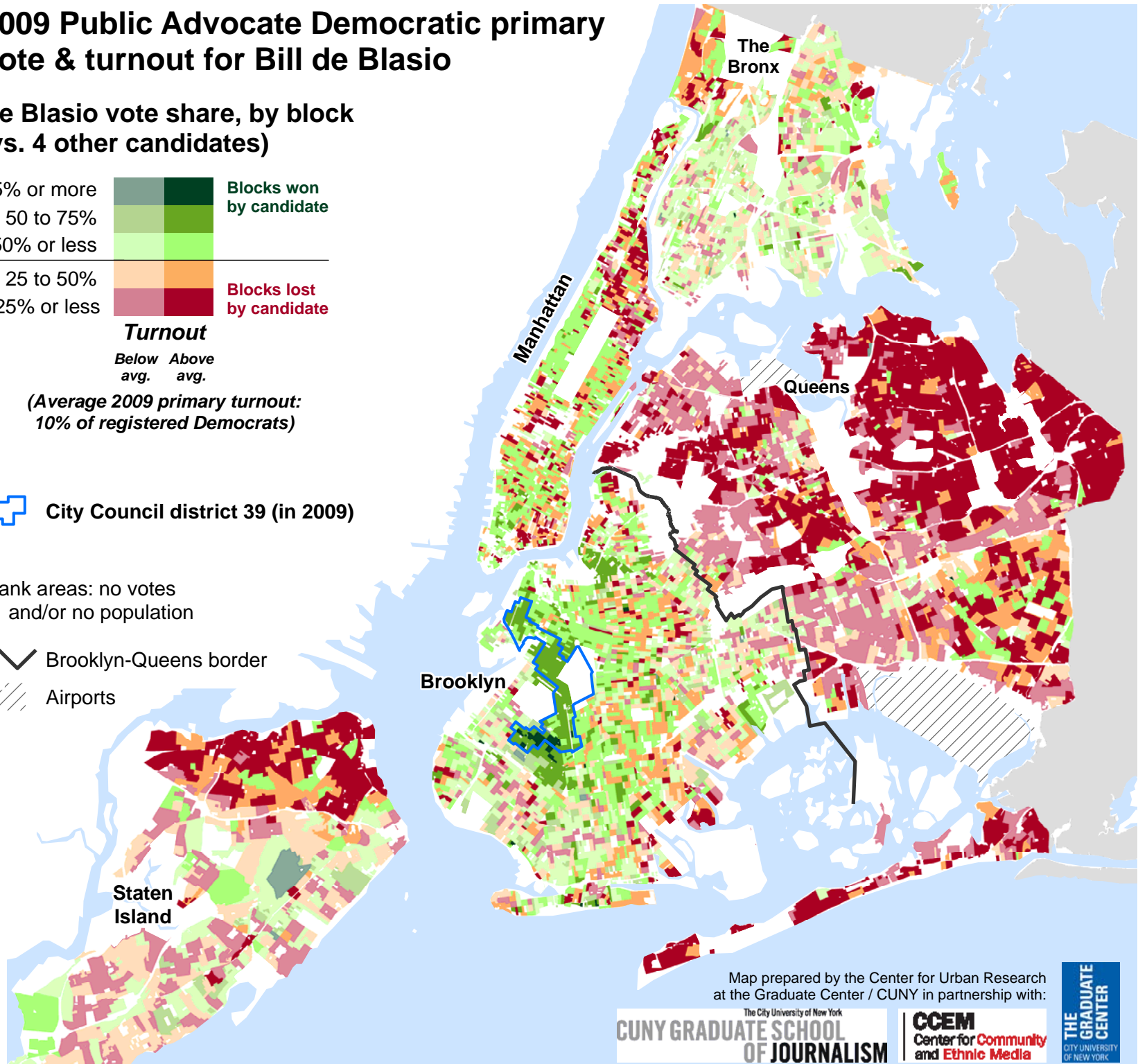
(Average 2009 primary turnout: 10% of registered Democrats)

 City Council district 39 (in 2009)

Blank areas: no votes and/or no population

 Brooklyn-Queens border

 Airports



Map prepared by the Center for Urban Research at the Graduate Center / CUNY in partnership with:

The City University of New York  
**CUNY GRADUATE SCHOOL OF JOURNALISM**

**CCEM**  
 Center for Community and Ethnic Media

**THE GRADUATE CENTER**  
 CITY UNIVERSITY OF NEW YORK