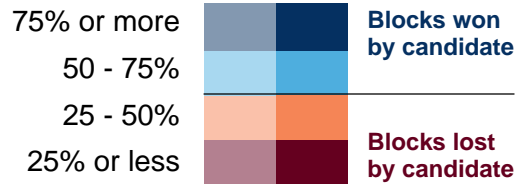


2013 Mayoral election vote share & turnout for Bill de Blasio



De Blasio vote share, by Election District (vs. Lhota & minor candidates)

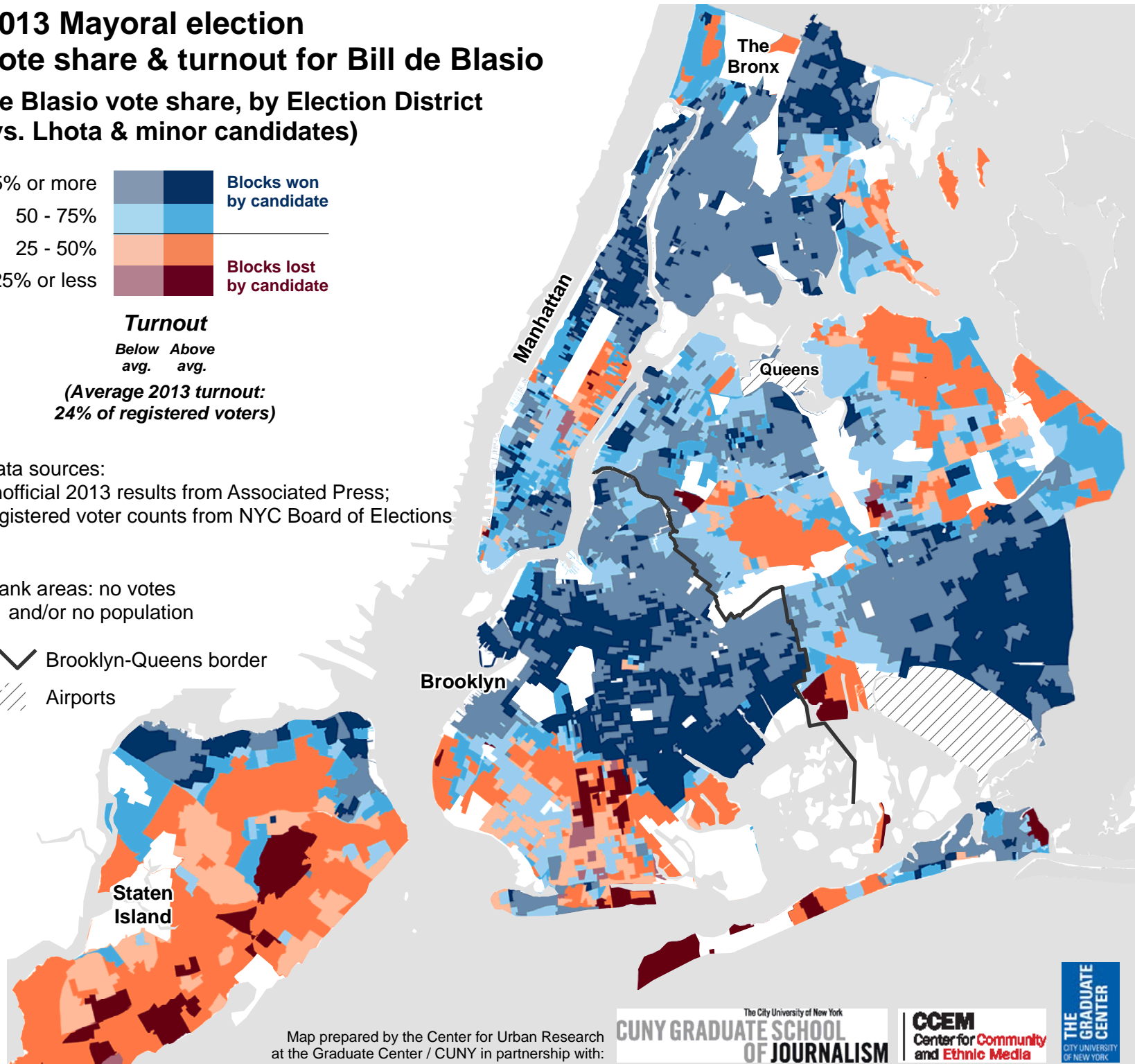


Turnout
Below avg. *Above avg.*
 (Average 2013 turnout:
 24% of registered voters)

Data sources:
 unofficial 2013 results from Associated Press;
 registered voter counts from NYC Board of Elections

Blank areas: no votes
 and/or no population

 Brooklyn-Queens border
 Airports



Map prepared by the Center for Urban Research
 at the Graduate Center / CUNY in partnership with:

The City University of New York
**CUNY GRADUATE SCHOOL
 OF JOURNALISM**

CCEM
 Center for Community
 and Ethnic Media

**THE
 GRADUATE
 CENTER**
 CITY UNIVERSITY
 OF NEW YORK