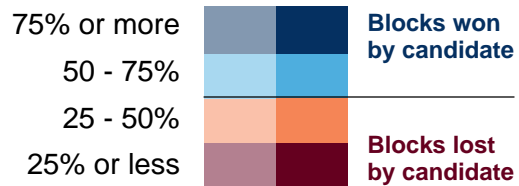


# 2013 Comptroller election vote share & turnout for Scott Stringer

## Stringer vote share, by Election District (vs. Burnett & minor candidates)




### Turnout

Below avg.   Above avg.

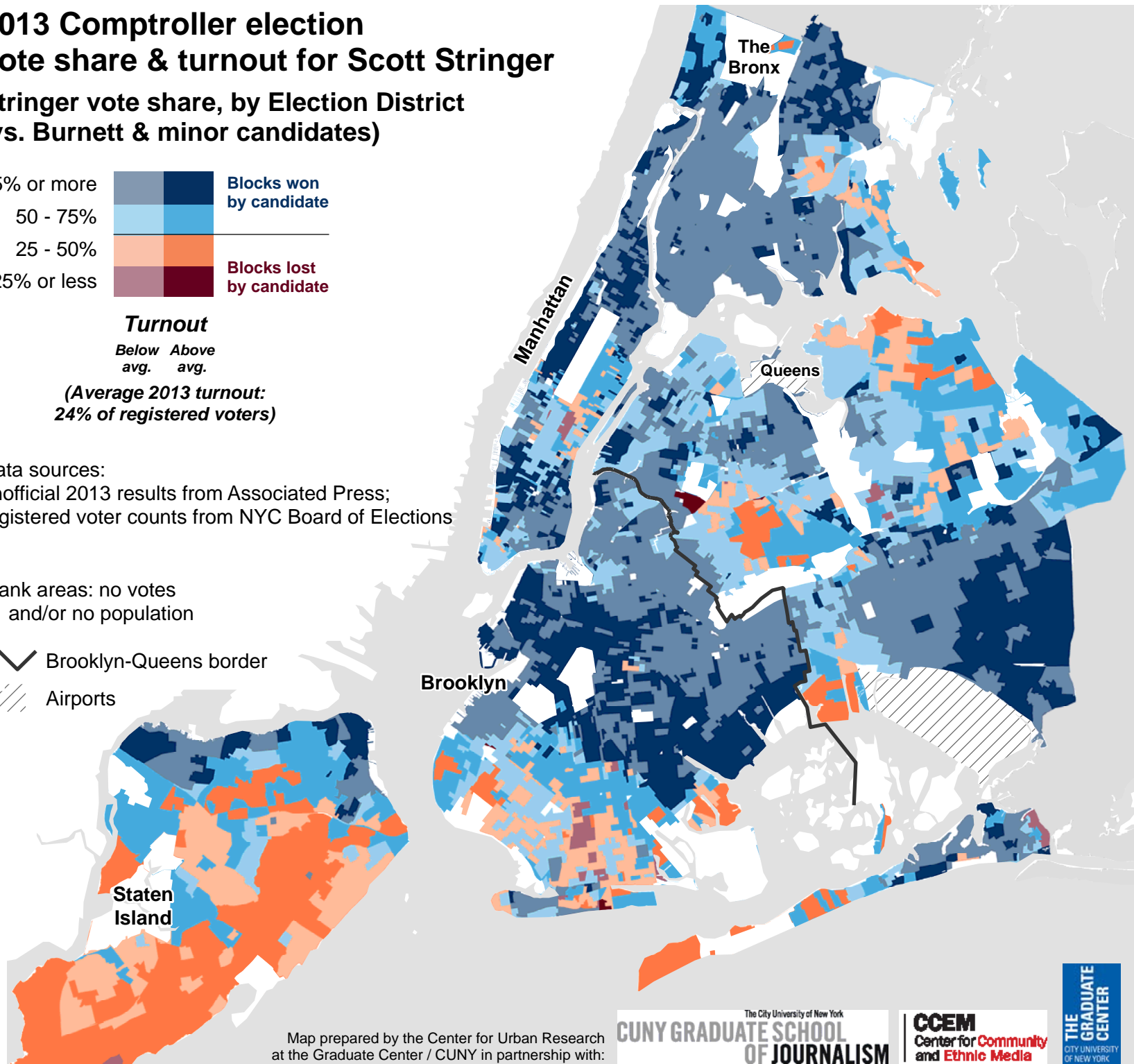
(Average 2013 turnout:  
24% of registered voters)

Data sources:  
unofficial 2013 results from Associated Press;  
registered voter counts from NYC Board of Elections

Blank areas: no votes  
and/or no population

 Brooklyn-Queens border

 Airports



Map prepared by the Center for Urban Research  
at the Graduate Center / CUNY in partnership with:

The City University of New York  
**CUNY GRADUATE SCHOOL  
OF JOURNALISM**

**CCEM**  
Center for Community  
and Ethnic Media

**THE  
GRADUATE  
CENTER**  
CITY UNIVERSITY  
OF NEW YORK