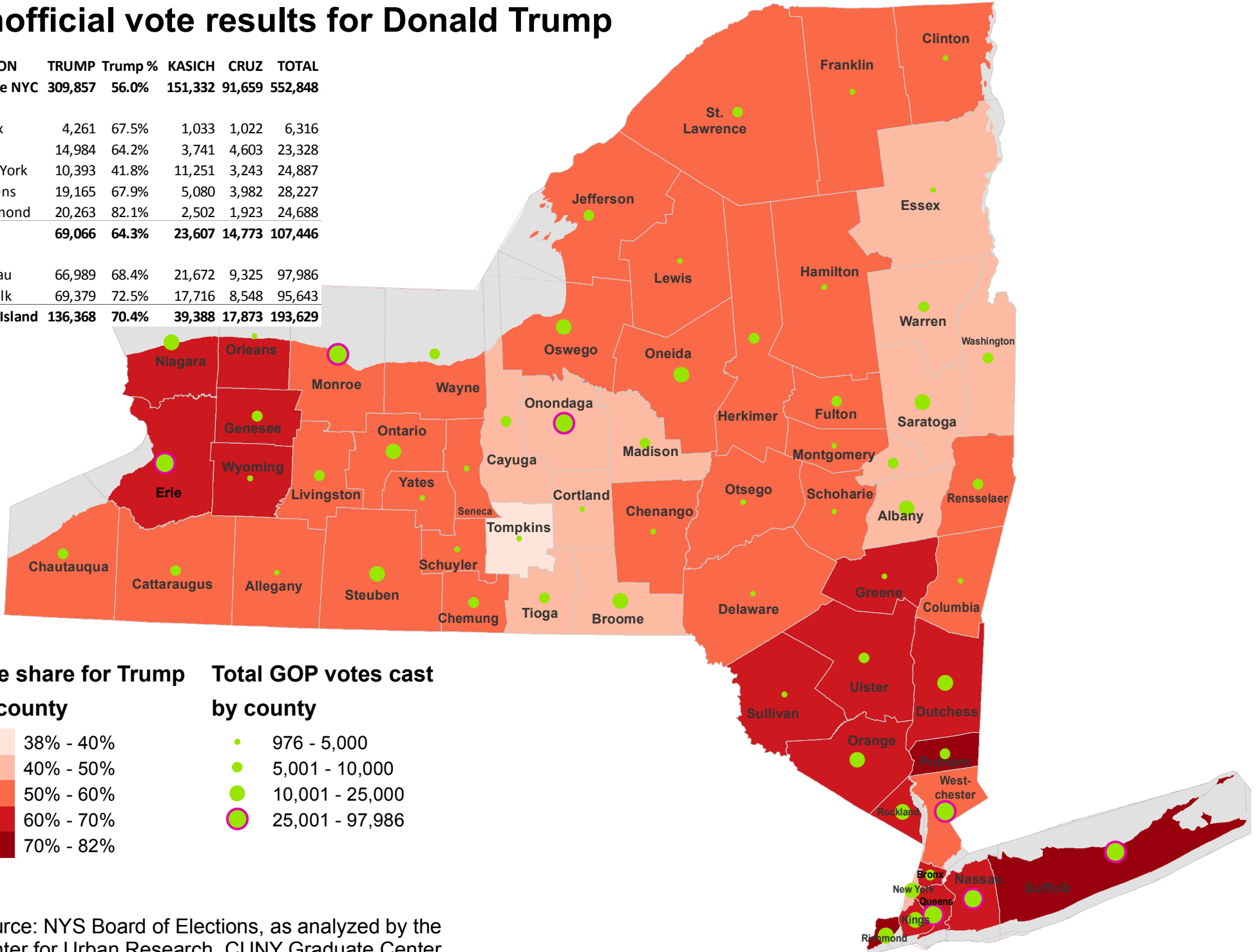


2016 Presidential GOP primary unofficial vote results for Donald Trump

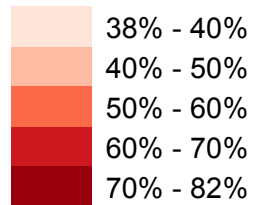
REGION	TRUMP	Trump %	KASICH	CRUZ	TOTAL
Above NYC	309,857	56.0%	151,332	91,659	552,848

Bronx	4,261	67.5%	1,033	1,022	6,316
Kings	14,984	64.2%	3,741	4,603	23,328
New York	10,393	41.8%	11,251	3,243	24,887
Queens	19,165	67.9%	5,080	3,982	28,227
Richmond	20,263	82.1%	2,502	1,923	24,688
NYC	69,066	64.3%	23,607	14,773	107,446

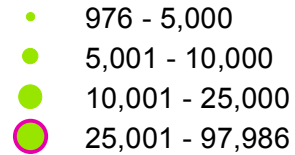
Nassau	66,989	68.4%	21,672	9,325	97,986
Suffolk	69,379	72.5%	17,716	8,548	95,643
Long Island	136,368	70.4%	39,388	17,873	193,629



**Vote share for Trump
by county**



**Total GOP votes cast
by county**



Source: NYS Board of Elections, as analyzed by the Center for Urban Research, CUNY Graduate Center