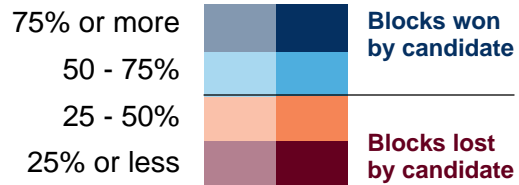


2013 Mayoral election vote share & turnout for Bill de Blasio

De Blasio vote share, by Election District (vs. Lhota & minor candidates)




Turnout

Below avg. Above avg.

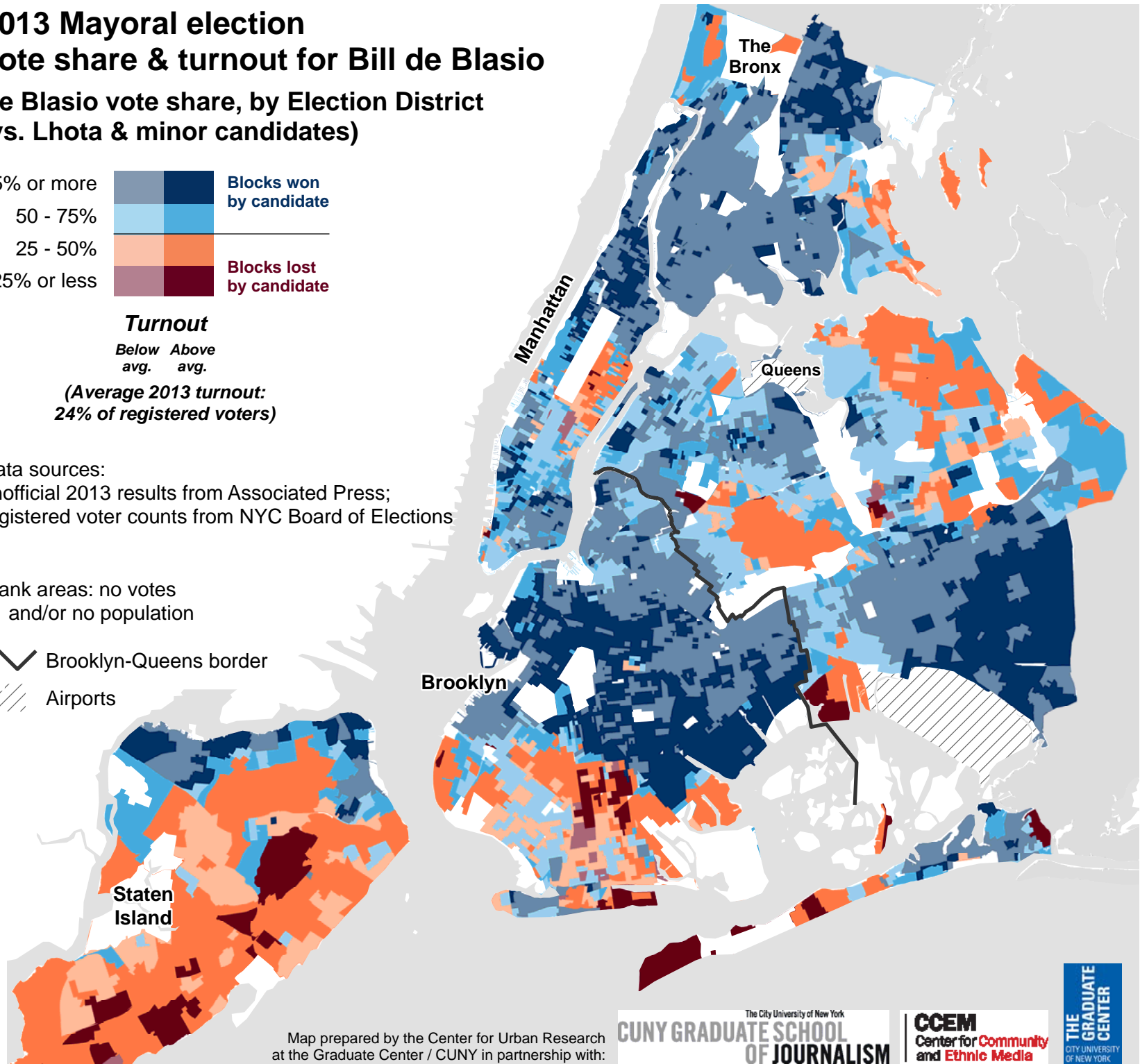
(Average 2013 turnout:
24% of registered voters)

Data sources:
unofficial 2013 results from Associated Press;
registered voter counts from NYC Board of Elections

Blank areas: no votes
and/or no population

 Brooklyn-Queens border

 Airports



Map prepared by the Center for Urban Research
at the Graduate Center / CUNY in partnership with:

The City University of New York
**CUNY GRADUATE SCHOOL
OF JOURNALISM**

CCEM
Center for Community
and Ethnic Media

**THE
GRADUATE
CENTER**
CITY UNIVERSITY
OF NEW YORK