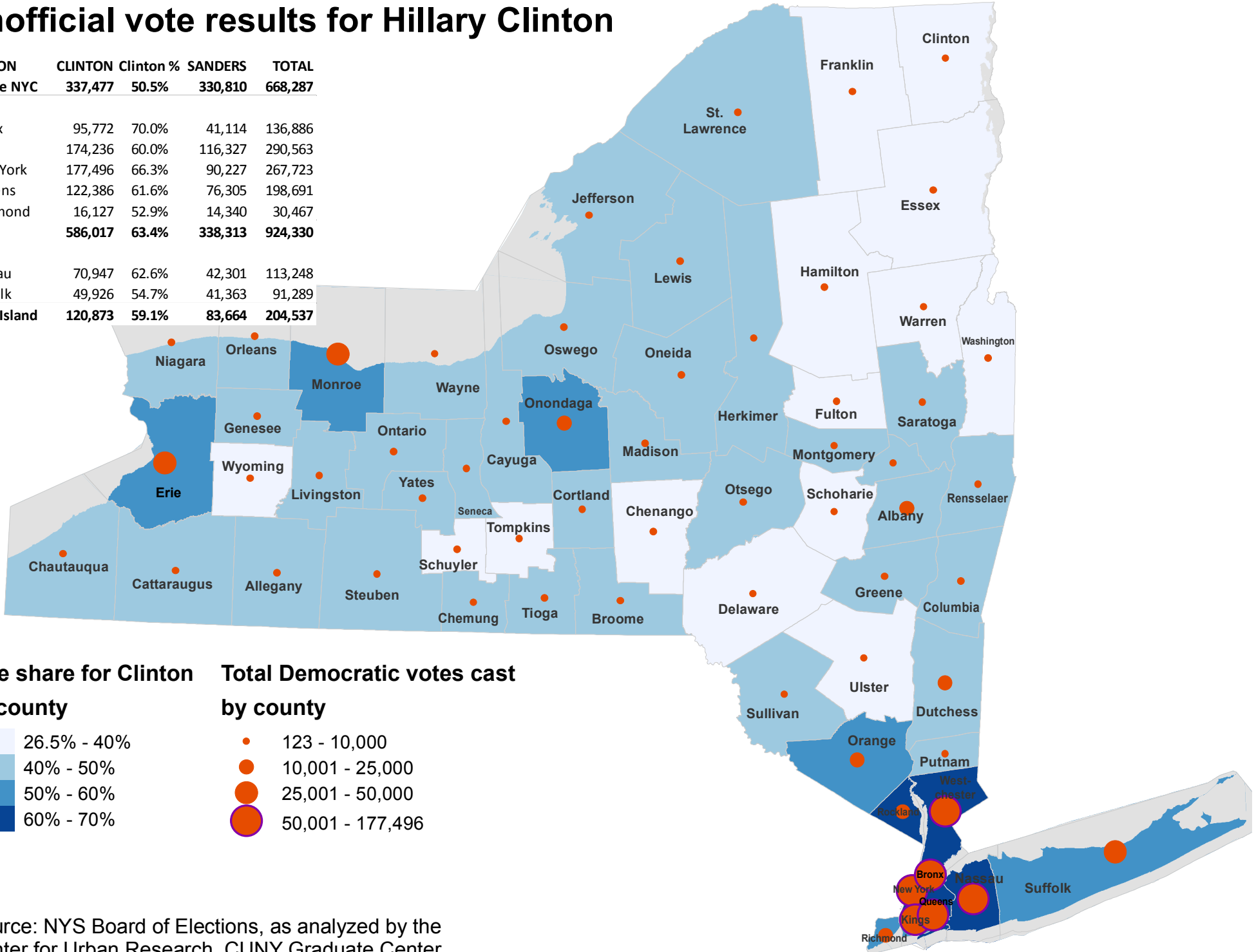
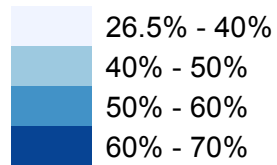


2016 Presidential Democratic primary unofficial vote results for Hillary Clinton

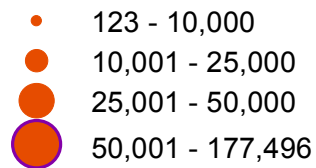
REGION	CLINTON	Clinton %	SANDERS	TOTAL
Above NYC	337,477	50.5%	330,810	668,287
Bronx	95,772	70.0%	41,114	136,886
Kings	174,236	60.0%	116,327	290,563
New York	177,496	66.3%	90,227	267,723
Queens	122,386	61.6%	76,305	198,691
Richmond	16,127	52.9%	14,340	30,467
NYC	586,017	63.4%	338,313	924,330
Nassau	70,947	62.6%	42,301	113,248
Suffolk	49,926	54.7%	41,363	91,289
Long Island	120,873	59.1%	83,664	204,537



Vote share for Clinton by county



Total Democratic votes cast by county



Source: NYS Board of Elections, as analyzed by the Center for Urban Research, CUNY Graduate Center